




Zajęcia rewalidacyjne



FIGURY GEOMETRYCZNE

rozpoznawanie figur geometrycznych

Otocz zieloną pętlą kwadrat, a czerwoną prostokąt. Spróbuj ulepić te figury geometryczne z plasteliny.



Posłuchajcie i obejrzyjcie film – piosenkę utrwalającą rozpoznawanie i nazywanie figur geometrycznych




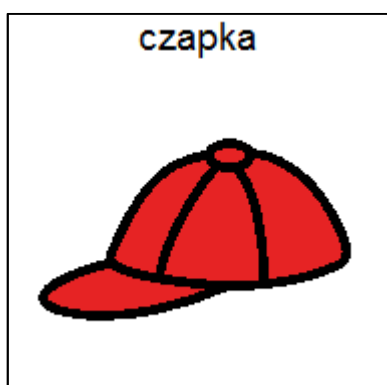



Piosenka o FIGURACH

<https://www.youtube.com/watch?v=Lv-1s65cgJM>

Zajęcia rewalidacyjne 20-24.04.2020 r

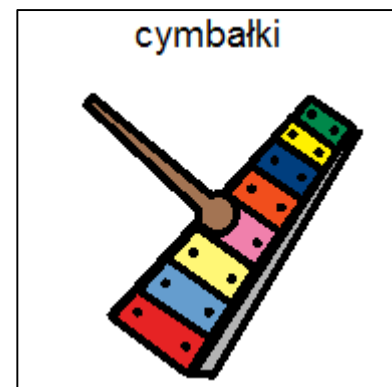

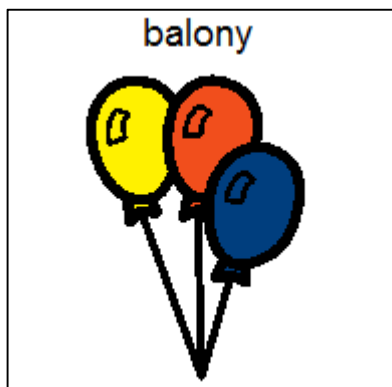



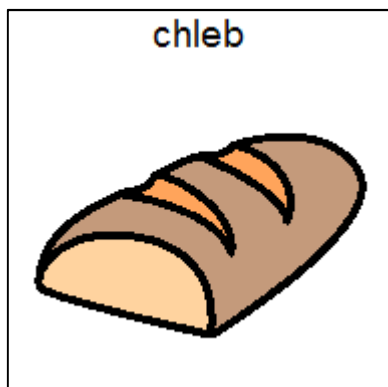
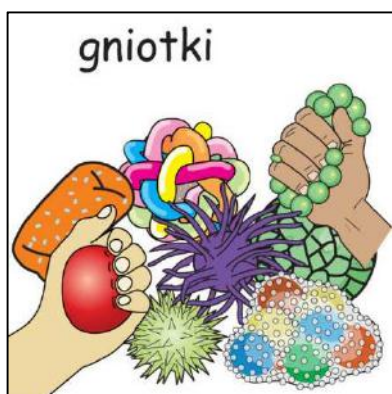
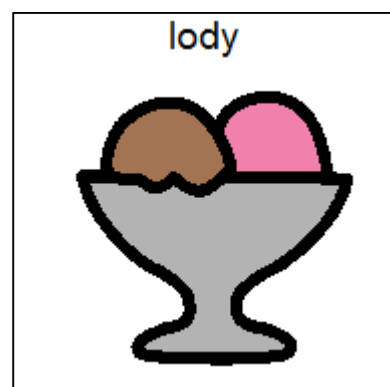
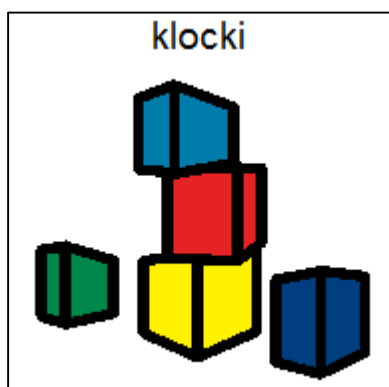

Obejrzyj obrazki. Poproś mamę lub tatę, aby przeczytali, co należy zrobić. Wykonaj wspólnie z rodzicami polecenia:


- pomaluj na **niebiesko** kwadraty z symbolami zwierząt,
- pomaluj na **zielono** kwadraty z symbolami tego, w co można się ubrać,



c) pomaluj na **żółto** kwadraty z symbolami tego, co można jeść,

d) pomaluj na **czerwono** kwadraty z symbolami tego, czym można się bawić



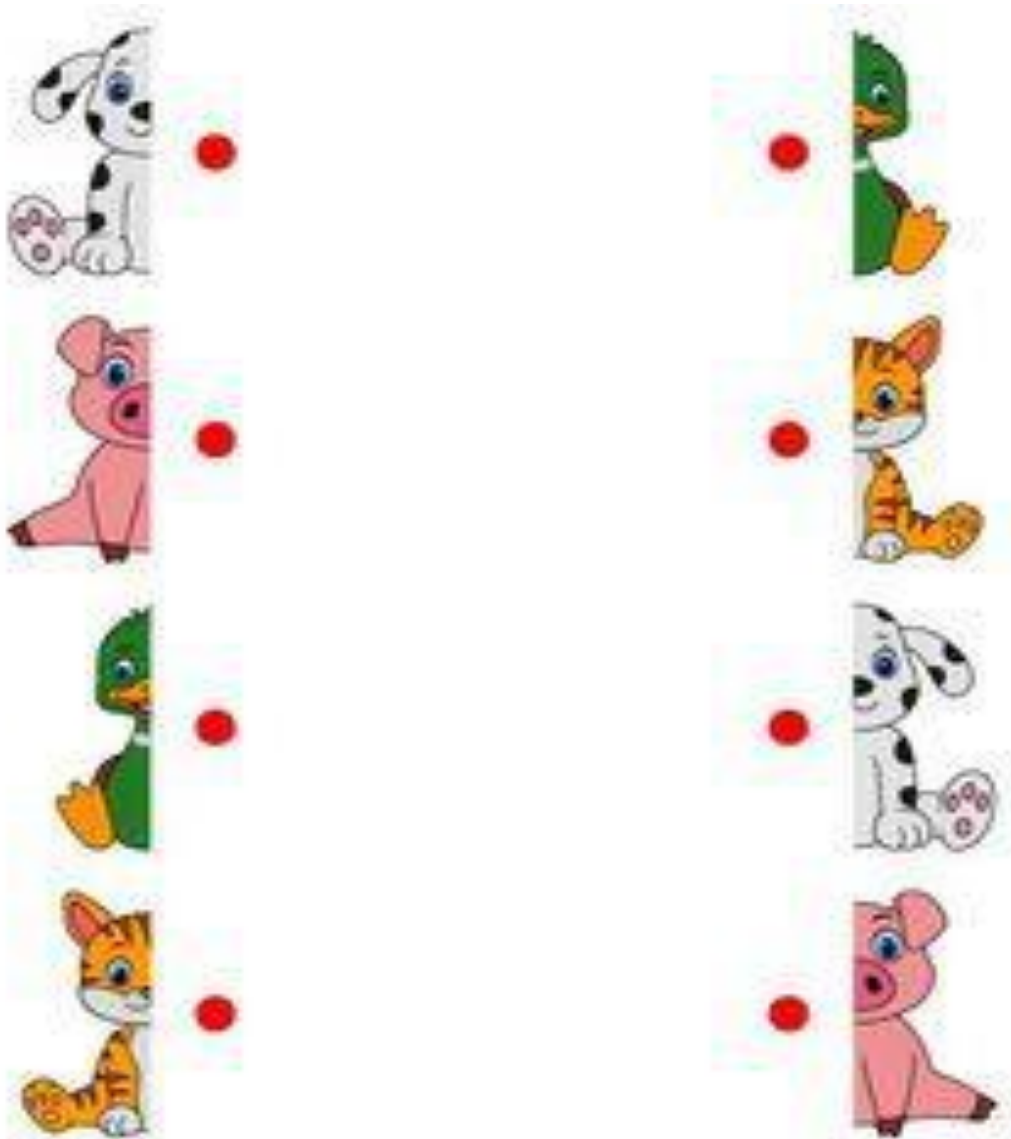


Zajęcia logopedyczne

Wyrażenia dźwiękonaśladowcze stanowią ważny etap kształtowania się mowy, są werbalnym kontaktem dziecka z otoczeniem. Usprawniają aparat mowy. Ćwiczą sprawność i koordynację narządów mowy, poprawne oddychanie, fonację, prozodię, słuch fonematyczny i artykulację.


Propozycje ćwiczeń.

Zadajemy dziecku pytanie: Kto robi Hau , Miau Obrazki można wyciąć i połączyć w całość.




Dziecko może dopasować podpisy.


HAU	MIAU	KWA	iii
------------	-------------	------------	------------




MU











BE



iii



SY



ME

iHA

MU

BE


HAU HAU

PI PI


TU TU

MIAU


SY




muuu




ko ko ko




ihaha
kłaskanie językiem



kwa kwa
człap człap




meee




beee



zziuuuu



pyr pyr




io io io



uo uo uo



eo eo eo



brym brym