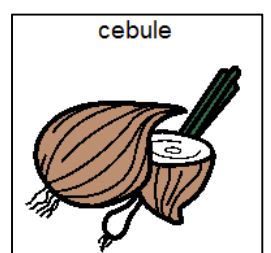
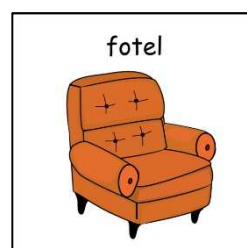
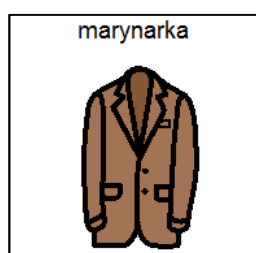
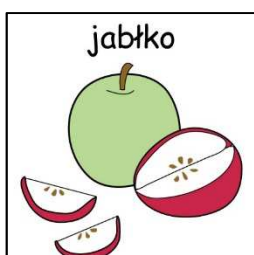
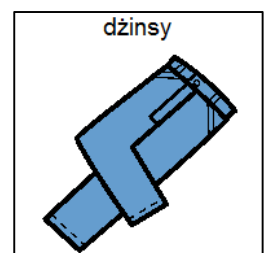
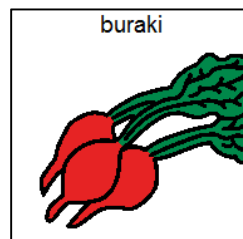
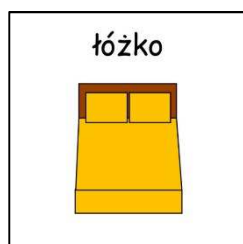

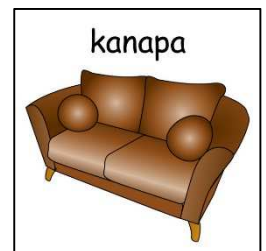



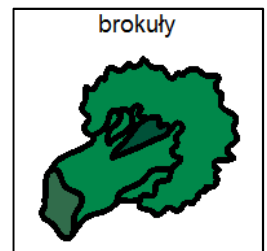
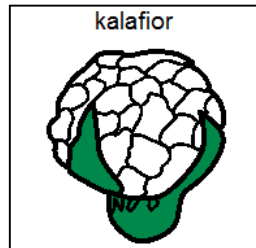




## Zajęcia rewalidacyjne 20-24.04.2020 r

Obejrzyj obrazki. Poproś mamę lub tatę, aby nazwali to, co jest na obrazkach i wycięli obrazki, a Ty naklej obrazki w odpowiednie miejsce w tabelce na następnej stronie. Należy podzielić obrazki na 4 grupy: owoce, warzywa, ubranie i meble.



OWOCE	WARZYWA	UBRANIE	MEBLE				