


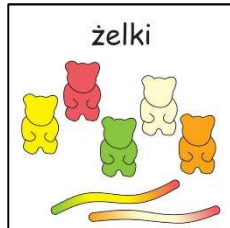


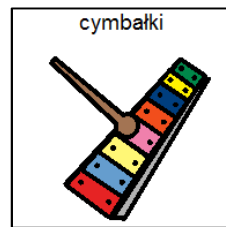

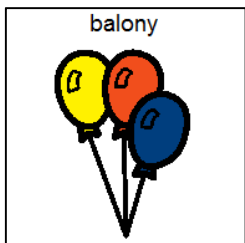
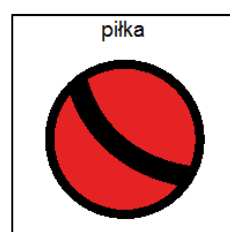
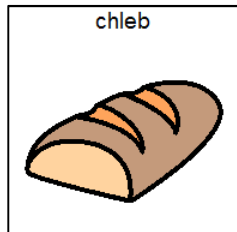
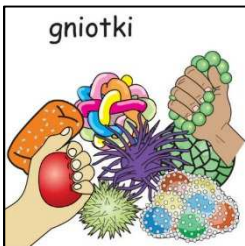
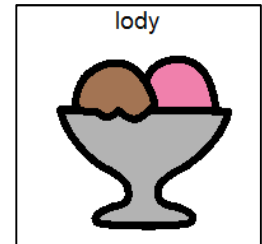
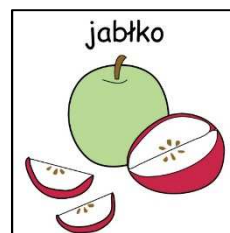
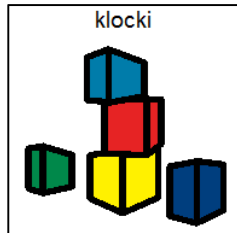




ZAJĘCIA REWALIDACYJNE 20-24.04.2020

Obejrzyj obrazki. Nazwij to, co jest na obrazkach. Poproś osobę dorosłą, aby wycięła obrazki, a Ty naklej obrazki w odpowiednie miejsce w tabelce na następnej stronie. Należy podzielić obrazki na dwie grupy: jedzenie i zabawki.



**JEDZENIE**

**ZABAWKI**

